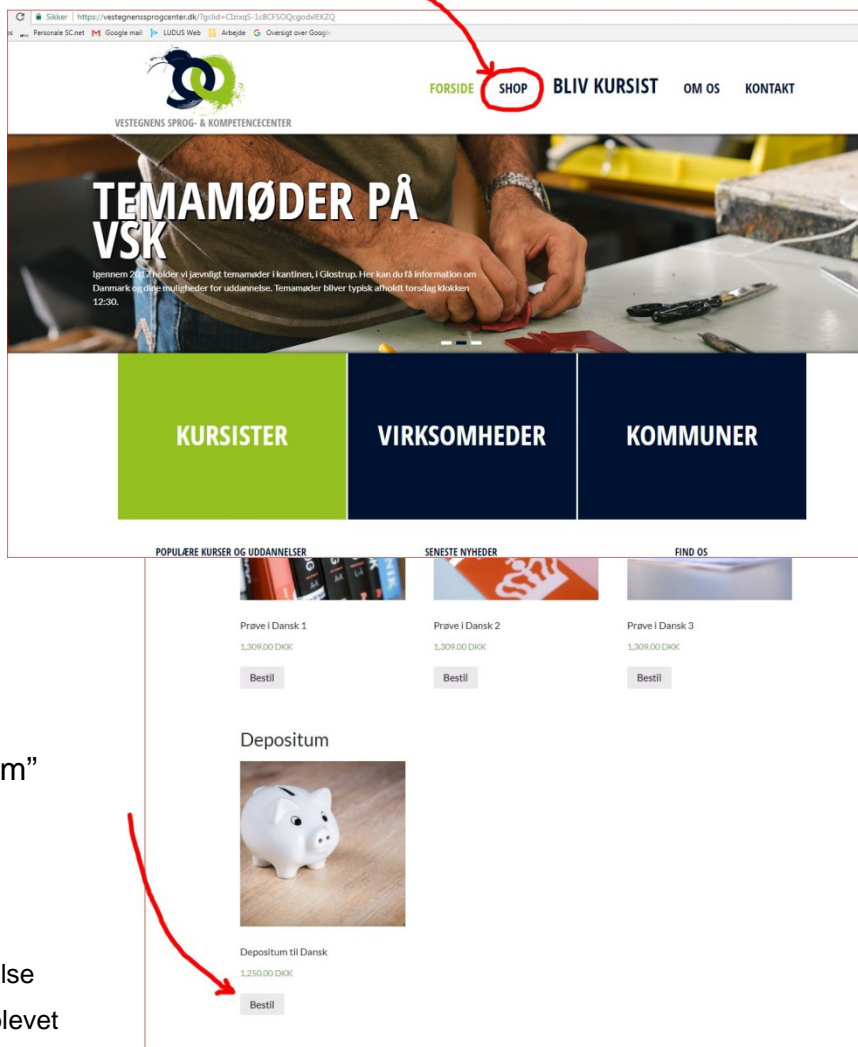


## Sådan betaler du deltagerbetaling / depositum (Dansk version)

⇒ Gå til VSKs hjemmeside <https://vestegnenssprogcenter.dk>

⇒ Vælg "SHOP"



Screenshot of the VSK website showing the navigation menu and a list of courses. The 'SHOP' link is circled in red. Below, a 'Depositum' section is highlighted with a red arrow pointing to the 'Bestil' button for 'Depositum til Dansk'.

⇒ Vælg

1. "deltagerbetaling og depositum"
2. "deltagerbetaling"
3. "depositum"

Vælg 1, hvis du starter på VSK

Vælg 2, hvis du er i gang med din uddannelse

Vælg 3, kun hvis du af særlige årsager er blevet bedt herom

⇒ Udfyld felter med navn, cpr.nr osv.

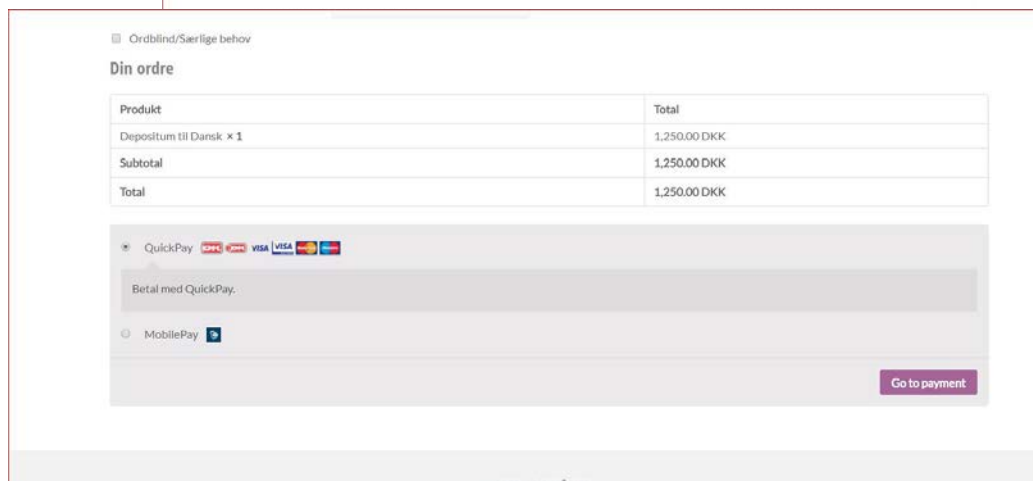
**NB: Det skal være kursistens CPR nr**



Screenshot of the VSK website showing the checkout process. A green message indicates that "Depositum til Dansk" has been added to the cart.



⇒ Vælg betalingsform

⇒ Klik på "gå til kasse".




Screenshot of the VSK website showing the checkout summary and payment options. The "Din ordre" section shows the total amount of 1,250.00 DKK. Payment options include QuickPay and MobilePay.

Produkt	Total
Depositum til Dansk x 1	1,250.00 DKK
Subtotal	1,250.00 DKK
Total	1,250.00 DKK

QuickPay     

Betal med QuickPay.

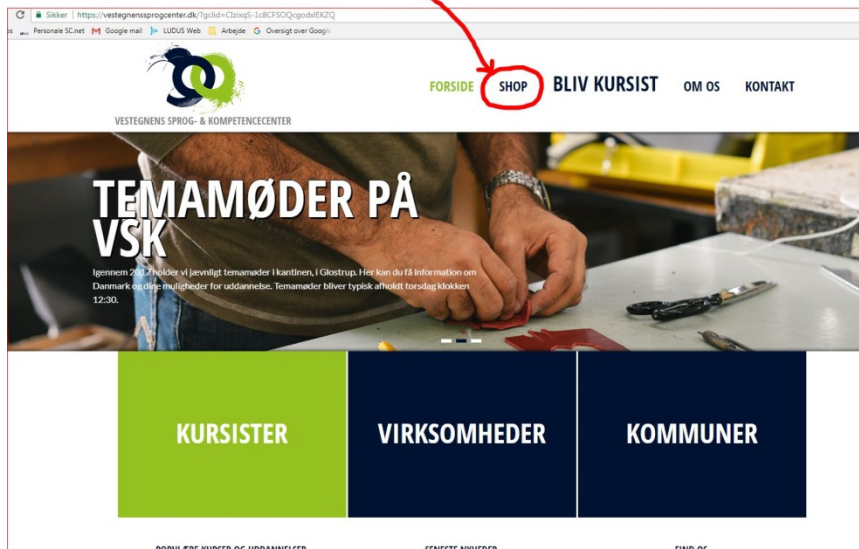
MobilePay 

[Go to payment](#)

## How to pay the participants fee / deposit (English version)

⇒ Go to the homepage of VSKs <https://vestegnenssprogcenter.dk>

⇒ Pick "SHOP"



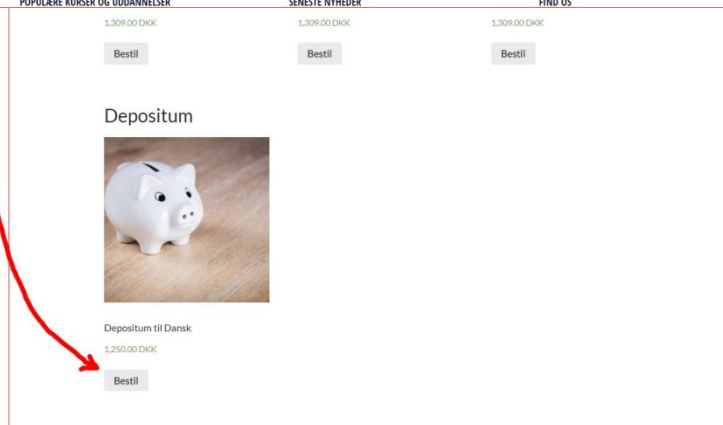
⇒ Pick

- "deltagerbetaling og depositum"
- "deltagerbetaling"
- "depositum"

Pick 1, if your new starter at VSK

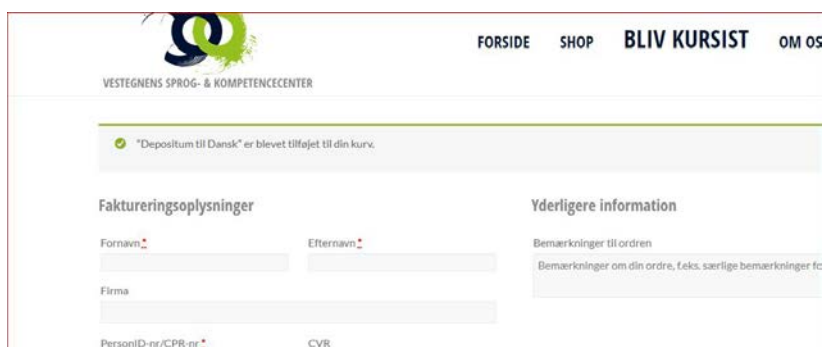
Pick 2, if you are already following classes

Pick 3, only if you for some particular reason have been asked to do so.



⇒ Fill in the form with name, personal ID no (cpr.nr) etc. of the student

**NB: The personal ID no. must be of the student**



⇒ Choose way of payment

⇒ Pick "Go to payment"

